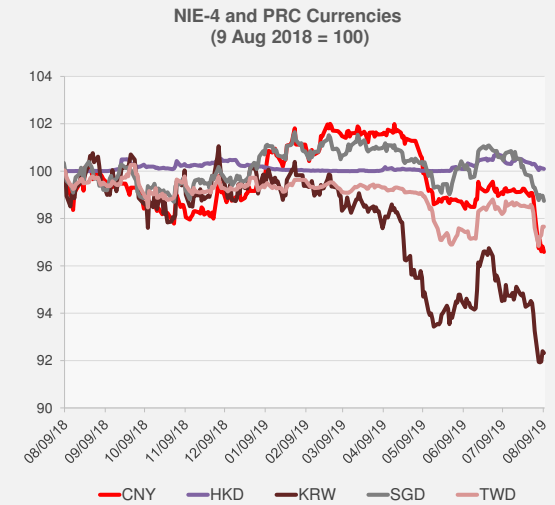
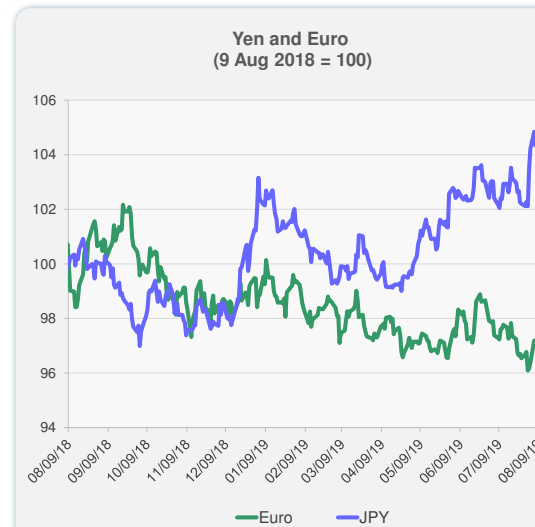
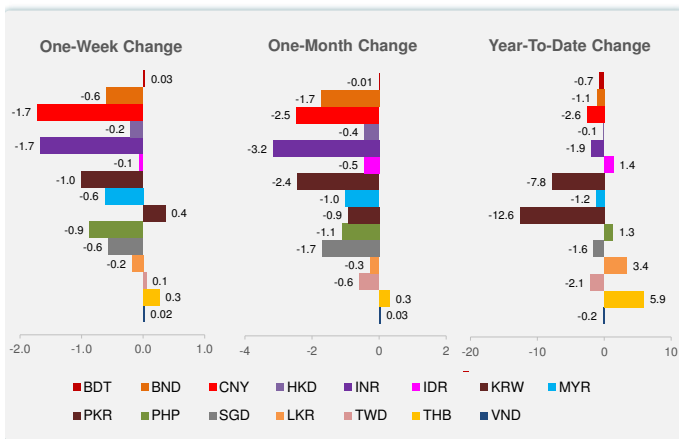
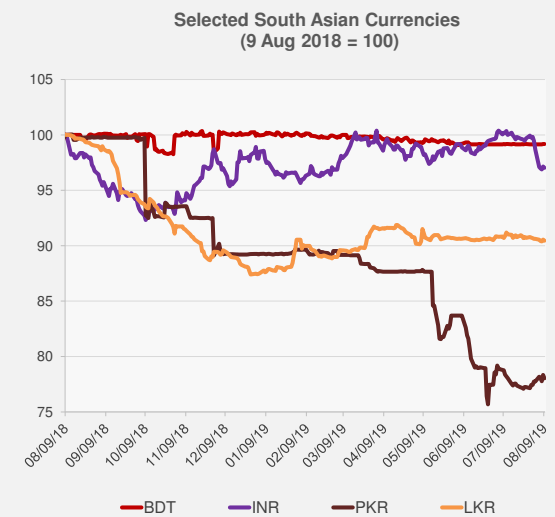
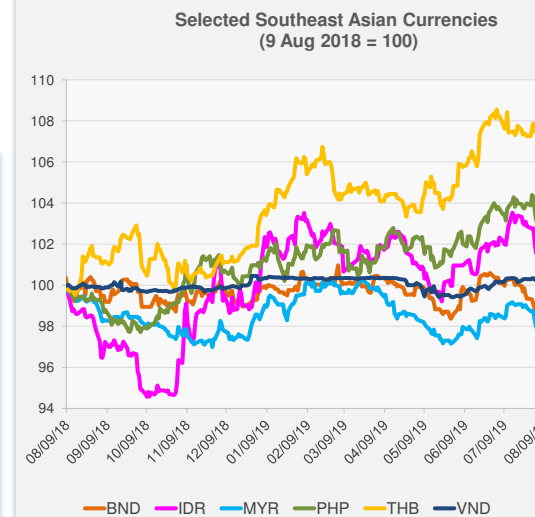


	Latest Closing	% change from Previous Day	% change from 01-Jan-19
Euro	0.89	0.18	-2.31
Japanese yen (JPY)	105.69	0.36	3.83
Bangladeshi taka (BDT)	84.50	0.00	-0.74
Brunei dollar (BND)	1.39	-0.25	-1.07
Chinese yuan (CNY)	7.06	-0.24	-2.60
Hong Kong dollar (HKD)	7.84	-0.02	-0.14
Indian rupee (INR)	70.79	-0.13	-1.92
Indonesian rupiah (IDR)	14,194.00	0.11	1.38
Korean won (KRW)	1,210.00	-0.08	-7.78
Malaysian ringgit (MYR)	4.18	0.04	-1.21
Pakistan rupee (PKR)	158.85	-0.39	-12.58
Philippine peso (PHP)	51.89	0.31	1.33
Singapore dollar (SGD)	1.39	-0.22	-1.58
Sri Lanka rupee (LKR)	176.84	-0.12	3.40
Taipei,China NT dollar (TWD)	31.36	0.00	-2.07
Thai baht (THB)	30.73	0.09	5.92
Vietnamese dong (VND)	23,221.00	0.00	-0.20



NIE = Newly Industrialized Economies

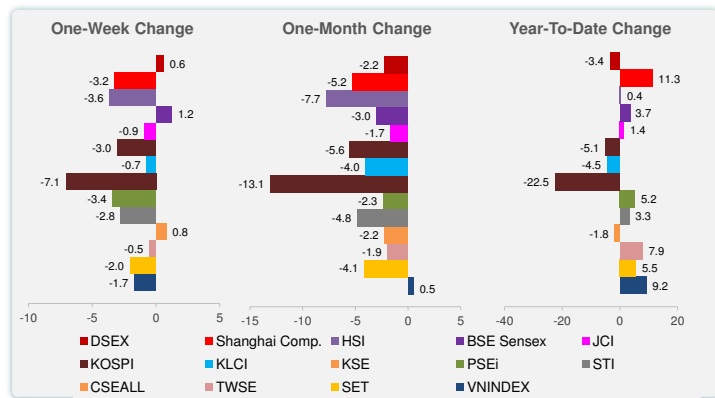
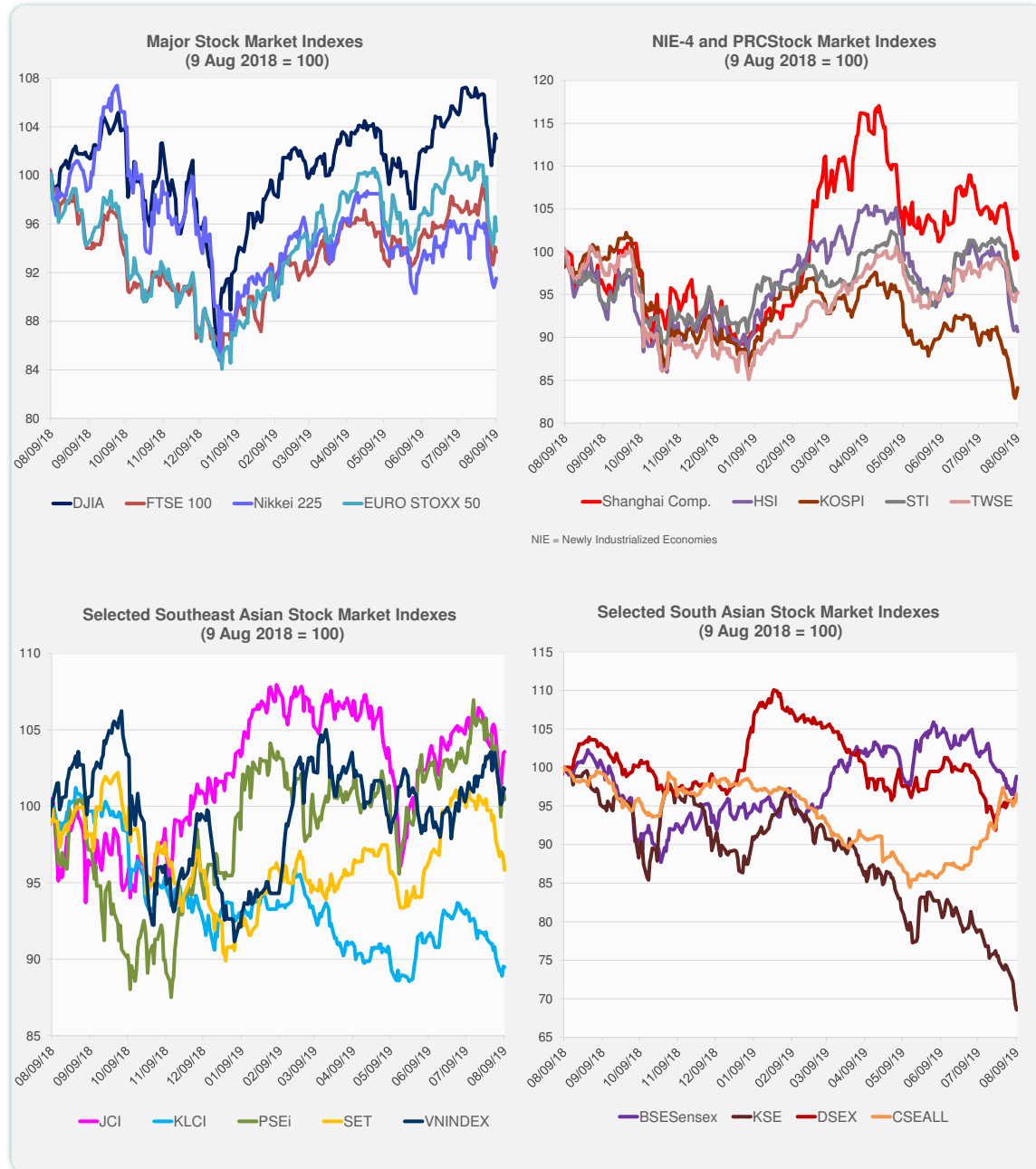


Note: Negative/Decreasing values indicate depreciation of local currency, and positive/increasing values indicate appreciation.
Source: Bloomberg.



Source: Bloomberg.

	Latest Closing	% change from Previous Day	% change from 01-Jan-19
US Dow Jones Ind Avg	26,287.44	-0.34	12.69
US NASDAQ	7,959.14	-1.00	19.95
US S&P 500	2,918.65	-0.66	16.43
UK FTSE 100	7,253.85	-0.44	7.81
EURO STOXX 50	3,333.74	-1.23	11.07
Japan NIKKEI 225	20,684.82	0.44	3.35
Bangladesh DSEX	5,201.42	0.27	-3.42
PRC Shanghai Comp.	2,774.75	-0.71	11.26
Hong Kong, China HSI	25,939.30	-0.69	0.36
India BSE Sensex	37,581.91	0.68	3.66
Indonesia JCI	6,282.13	0.12	1.41
Korea, Rep. of KOSPI	1,937.75	0.89	-5.06
Malaysia KLCI	1,615.05	-0.06	-4.47
Pakistan KSE 100	29,429.07	-1.04	-22.55
Philippines PSEi	7,854.39	-0.76	5.20
Singapore STI	3,168.94	0.00	3.26
Sri Lanka CSEALL	5,943.11	1.10	-1.81
Taipei, China TWSE	10,494.49	0.00	7.89
Thailand SET	1,650.64	-0.87	5.55
Viet Nam VNINDEX	974.34	-0.09	9.16



Source: Bloomberg.

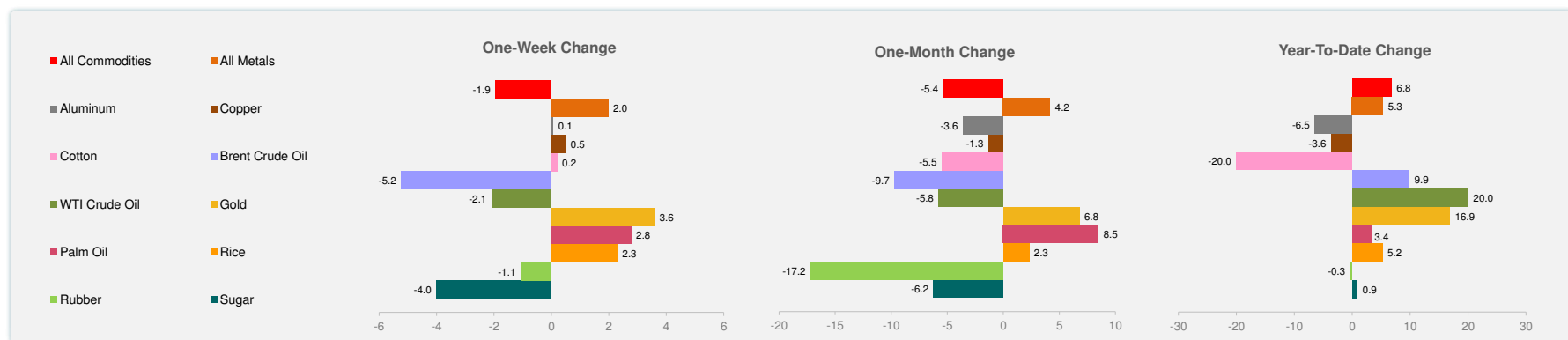
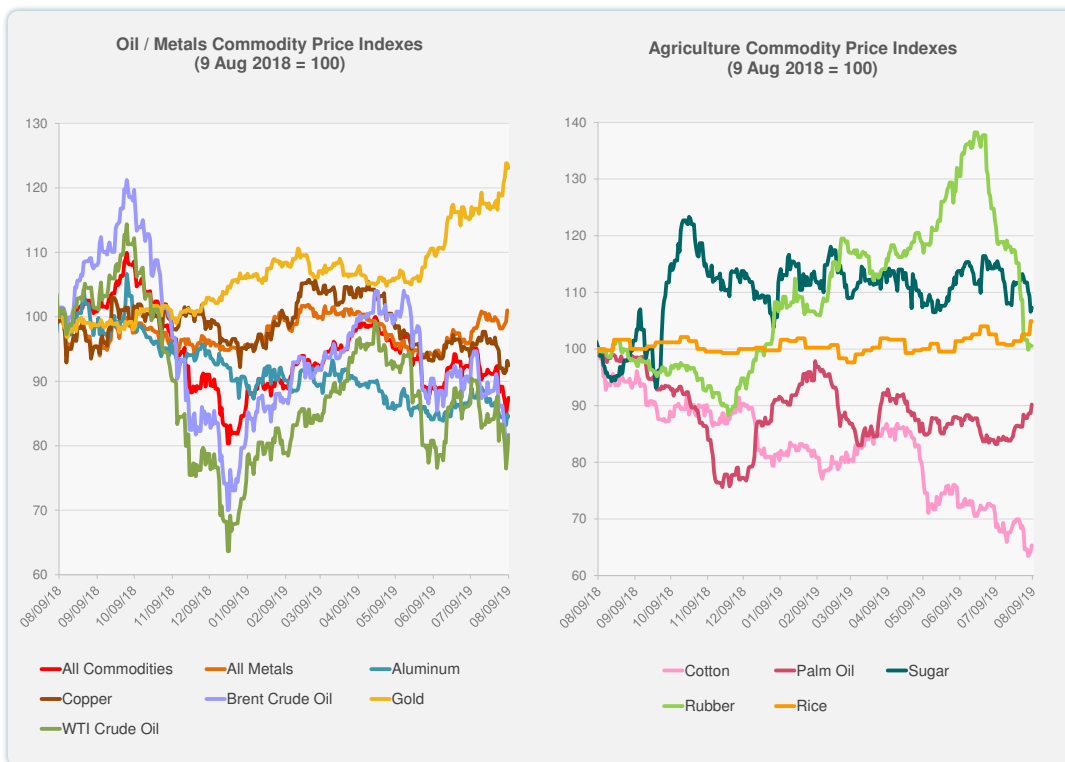


Source: Bloomberg.

	Unit	Latest Closing	% change from Previous Day	% change from 01-Jan-19
S&P All Commodities	US\$	399.73	1.39	6.79
S&P All Metals	US\$	215.09	-0.87	5.31
Aluminum	US\$/metric ton	1,742.00	-0.39	-6.48
Copper	US\$/metric ton	5,732.00	-0.76	-3.65
Cotton	US cents/lb	55.55	-0.87	-20.01
Brent Crude Oil	US\$/barrel	58.03	0.90	9.86
WTI Crude Oil	US\$/barrel	54.50	3.73	20.02
Gold	US\$/troy oz	1,492.31	-0.58	16.85
Palm Oil	US\$/metric tonne	488.53	0.04	3.42
Rice ¹	US\$/metric ton	446.00	0.00	5.19
Rubber ²	US\$/kg	148.00	0.00	-0.34
Sugar	US cents/lb	12.23	0.00	0.91

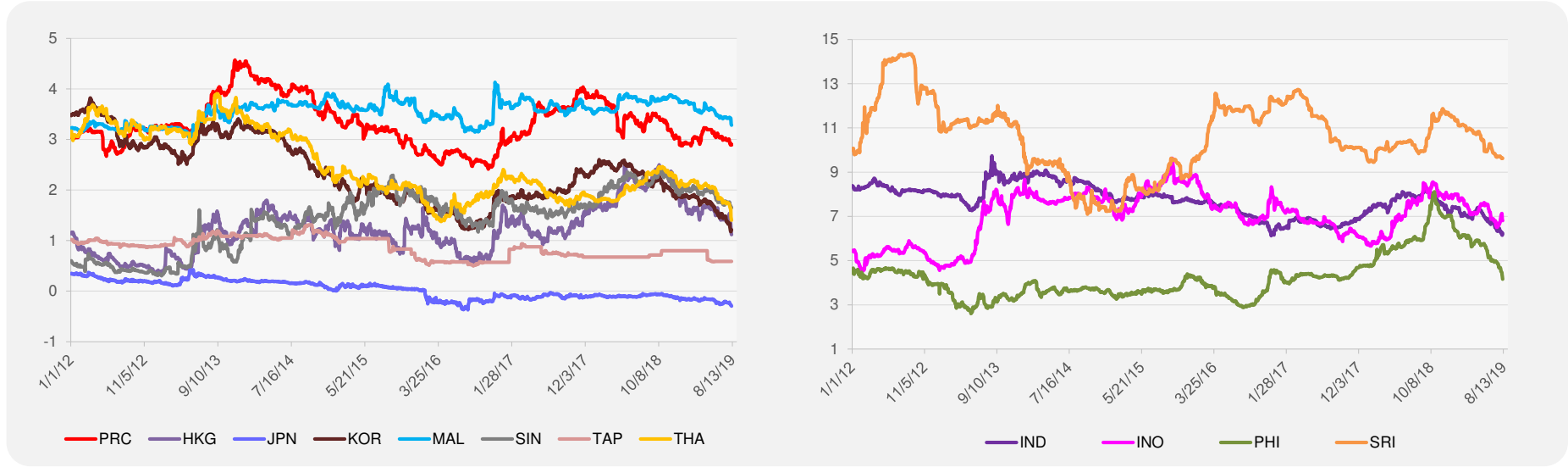
¹ Latest closing price from 7 August 2019.

² Singapore Exchange, Ribbed Smoked Sheet Rubber.

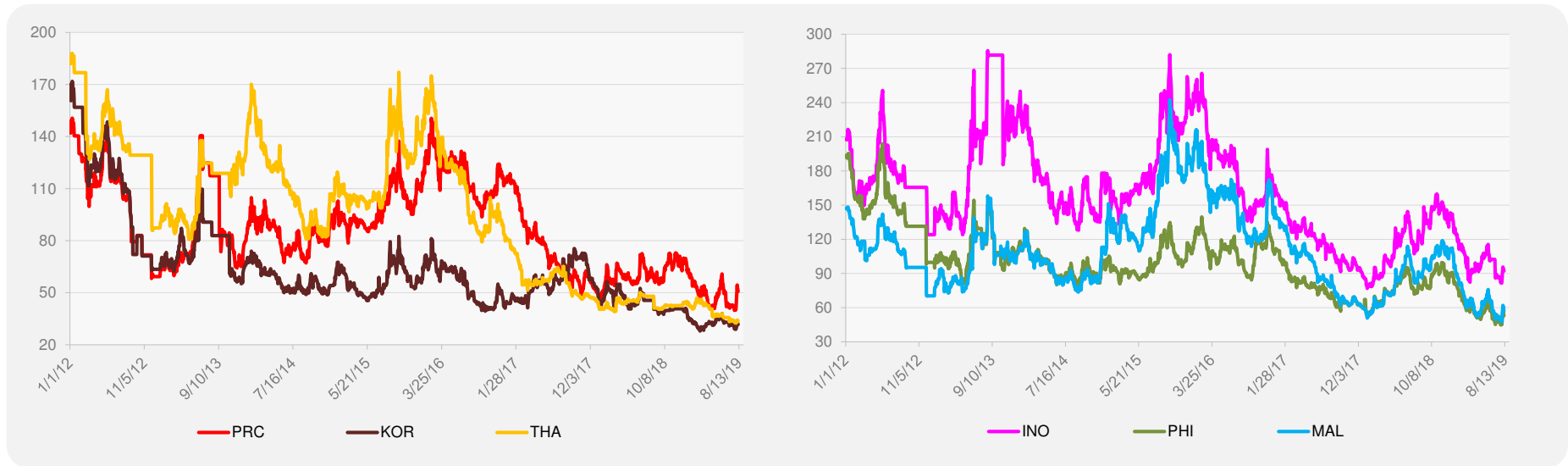


Source: Bloomberg.

5-YEAR LOCAL CURRENCY GOVERNMENT BOND YIELDS (%)



5-YEAR CREDIT DEFAULT SWAP¹



¹ In USD and based on sovereign bonds.
Source: Bloomberg.